

# My ICT journey 2012 - 2023



Presented by,  
DHAYANANTH K B  
Graduate Teacher (English)  
Govt Hr. Sec. School, Kanjampatti  
Coimbatore, Tamilnadu

# CONTENTS



**01** My contributions

**02** Begin my Journey as a Teacher

**03** Problems faced and attained solutions via ICT

**04** Uses of ICT in teaching Language & Literature

# My contributions



- 1) **Teacher** – 100% result
- 2) **Author** – class -1 English Text book – SCERT
- 3) **E-Content creator** – 200 videos (for TN text books)
- 4) **Digital contents** – 750+ (interactive, editor, animator, VR artist, audio lessons, etc)
- 5) State level **ICT Trainer** for teachers handling class -10 and Primary classes
- 6) **Script writer** for Teaching of English via Phonetic method
- 7) **Editor** – State run KALVI TV
- 8) **Module developer** - Hi Tech lab module
- 9) Digital lessons in Youtube - **Youtuber**
- 10) Microsoft **Innovative Educator** – [education.Microsoft.com](https://education.microsoft.com)




## My journey as a teacher and E-content creator



- Started Teaching career at 2010.
- Joined in a government school at 2012. Many of the students find it difficult to read, even in their grade 12.
- Rural students possess skills and determination, what they lack is exposure to the outer world and unaware of the opportunities.

# Problems faced



**30%**

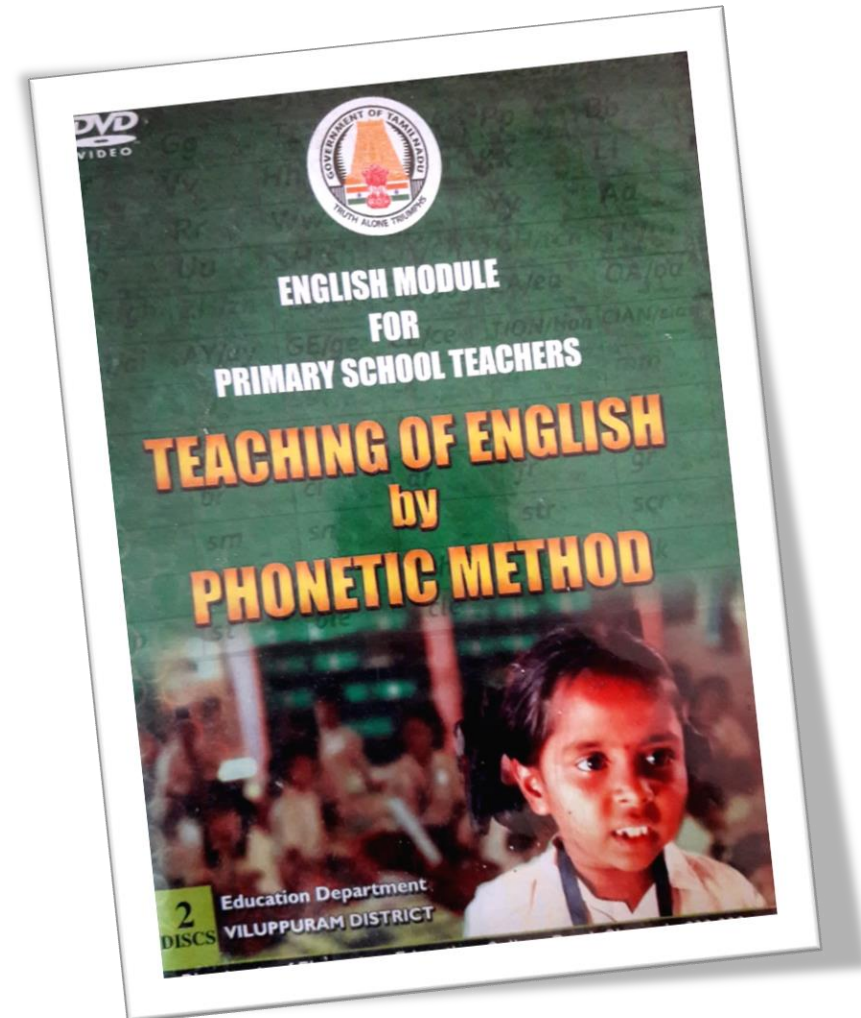
**Drop out children due to lack of interest in education**

**90%**

**Poor background and consider themselves as slow learners**


## My journey as a teacher and E-content creator

- In the later years, we set a record break of 100% pass in class 10 English.
- Joined hands with some senior teachers and in 2014 we constructed an audio-video package for Teaching of English using the phonetic method.
- Did the scriptwriting in the project by imbibing activities and phonic songs between the lessons to improve the active participation of the students. That module was given to all the govt primary schools for free of cost by our State Govt Educational Dept.

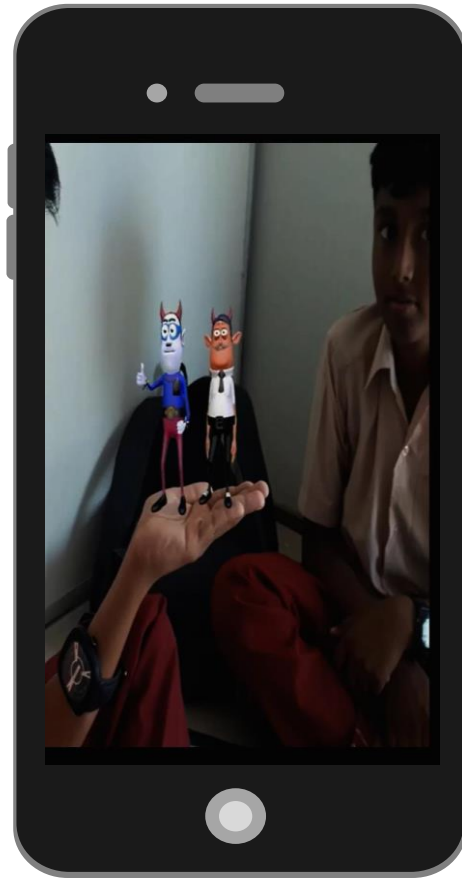


# Smart Board Usage

By showing the videos of people who achieve from poor families the students compare their situations with them and set a goal for their life. This gives an immense effect on the behaviour of the students towards discipline and punctuality. I strongly believe that every child is special. When using smart boards, the child who considered as lazy by other has participated eagerly and answers actively than the other students. This shows that some of the students are active only when we present the way they like to watch.



# Solution via ICT



## Digital Contents

If we create interest means they could do wonders by creating miracles because students are hard workers and possess the determination to finish what is given to them. To create interest among the learners *I rely on technology* and started presenting my lessons in a digitalized way using *e-content*.

### Benefits of e-content

Learn at their own pace

Could watch as many as times, till they grasp the idea

Animated explanations

Improves the listening and concentration of the students and improves the result



# Effects of E-content

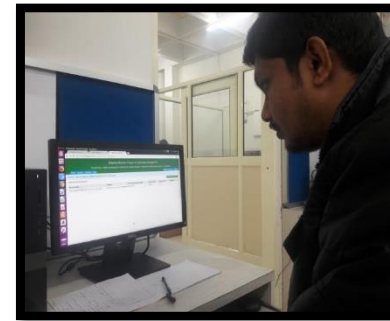



When they started to earn, they spend it on smart phones and **easily diverted** towards porn addiction, using drugs. But now because of these **digital content** videos they are easily **diverted towards educational videos** and it helps them not only to make engaged in educational activities but also helps to improve **self-discipline** and they generally share one device among four to five it helps the habit of sharing.

# Learning is fun

English is a second language for us and students have one allergic reaction towards the name grammar when I teach grammar using online games and activities they start to love grammar and if we start to love something from our heart that will be our favourite one. Any idea or thing derived by the feeling of love rather than the involvement of feeling of ambition is better as it involves not only the good of individual but that of mankind as well. A child must commence his schooling in an environment free of fear.

I strongly believe in freedom of children and practice an idea of students to be themselves and feel free to express in my classroom.



# Spoken English using Mystery skype



## Using Skype via Microsoft education platform

When we ask them to speak in English they hesitate to speak because of the **inferiority complex** and of **shyness of committing errors**. But when we use mystery skype through Microsoft education they **actively participate**. Playing the game of Mystery Skype with another class to **guess where they are located** is a fun way to learn about other cultures and enhances the student's critical thinking and communication skills. They have to ask a simple question like, "Are you from America?" If the opposite team responds affirmative they have to search inside the America map. So even after an hour, the students are joyful and active and it **gives a positive attitude** towards their spoken English. I have earned more than **59 badges** and certificates from Microsoft education platform for excelling in their online courses regarding ICT tools in teaching profession. I have **travelled over 8000 miles via virtual skype travel** and collaborated with many teachers around the globe.



# Why Mystery ?

- Creates a global community of learners
- Critical thinking skills
- Geography skills
- Listening and speaking skills
- Student-led
- Using resources to find information
- Authentic purpose for research
- Collaboration
- Communication



## SKYPE CLASSES

With the help of Microsoft assessment courses I created Mystery skype classes so that students could collaborate with the students of other nation and aware of the UNESCO's sustainable development goals by becoming responsible Digital Citizens.

Primary English – Class 1  
List of Authors and Reviewers

**Domain Experts**

Uma Raman  
Executive Committee Member , Vidyodaya School, Chennai.

**Reviewers**

Nagalakshmi B  
ELT - Consultant,  
Chennai.

**Academic Coordinators**

Sudha V  
B.T. Asst., PUMS, Salamangalam, Padappai, Kanchipuram.

**Authors**

Rajeena Begum B  
BRTE, Kattangulathur, Kanchipuram.

Susy K.K  
BRTE, Egmore, Chennai.

Suresh Kumar C  
BRTE, Kattangulathur, Kanchipuram.

Saraswathi M  
SGT PUMS, Senneri, Kattangulathur, Kanchipuram.

Sasikala V  
SGT, Sannathi Aided Primary School,  
Vandavasi, Thiruvannamalai.

Sathyaraj M  
B.T. Asst., GHSS, Chakkaramallur, Vellore.

Dhayananth K B  
B.T. Asst., GBHSS., Udumalaipet, Tiruppur.

Rajeshpandi M  
B.T. Asst., GHS, Maravarperungudi, Aruppukottai,  
Virudhunagar.

Amudhan R  
SGT, ADWPS, Parigam, Kallakuruchi, Vilupuram.

**English – Class VII**  
**List of Authors and Reviewers**

**Advisory Committee**

**Uma Raman**  
ELT Consultant & Executive Committee,  
Vidyodaya School, Chennai

**Domain Experts**

**Jayashree Arun** ELT Consultant,  
PSS Hr.Sec.School, Mylapore, Chennai

**Nagalakshmi B** ELT Consultant, Chennai

**Reviewers**

**Ms. Vijayshree G**  
Assistant Professor of English,  
Quaid - E- Millath Govt. College for Women,  
Chennai.

**Ms. Uma T**  
Assistant Professor of English,  
Quaid - E- Millath Govt. College for Women,  
Chennai.

**Academic Coordinators**

**Sagayaraj L**  
B T Asst., Govt.Girls Hr.Sec. School,  
Tiruttani, Thiruvallur

**Shakila Christy S**  
SGT, T.M.P. School, Kargil Vetri Nagar,  
Thiruvatriyur, Chennai

**Authors**

**Dhilip S**  
B.T. Asst.,GHSS, Sathiyamangalam, Villupuram

**Magdalene Premalatha B**  
B.T. Asst.,GHSS, Ammaiyappan, Thiruvarur

**Uma Pappa V**  
B.T.Asst., GHSS, Karapakkam, Kanchipuram

**Akila S**  
B.T. Asst.,GBHSS, Chrompet, Chennai

**Dinesh Anand J**  
B.T.Asst., GHSS, Varagur, Thanjavur

**Aruna A**  
BRTE-Sattankulam, Thoothukudi

**Meena Rajeswari V**  
TGT., Hindu Senior Sec School, Chennai

**Parvathi Devi S**  
TGT. Kola Perumal Chetty Vaishnav Sr. Sec.  
School, Chennai

**QR Code Management Team**

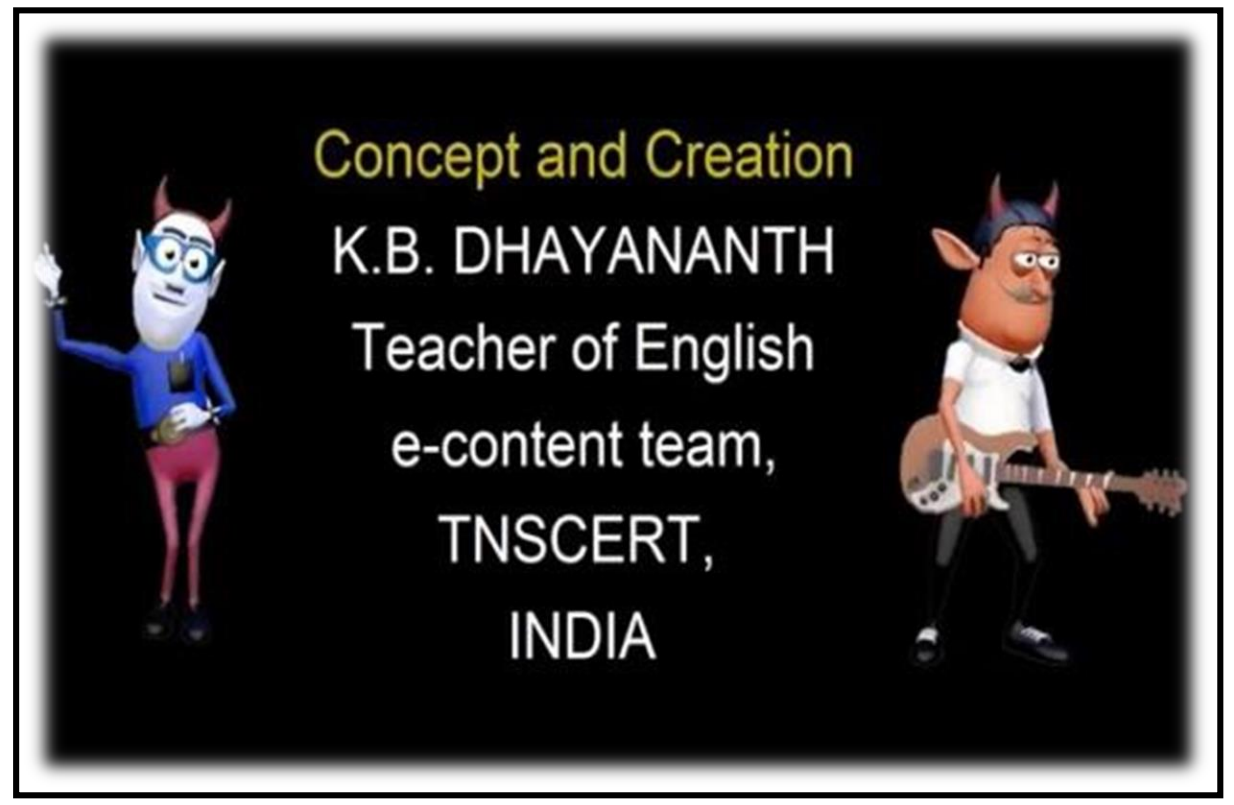
**Paul Edwin Roy J.F.**  
**Murugesan M**  
**Albert Valavan Babu S**

**Digital Content Team**  
**Dhayananth K.B.**  
B.T. Asst.,GBHSS, Udumalaipet, Tirupur.

# AUTHOR & DIGITAL CONTENT CREATOR



I Contributed as an author for Primary English Class – 1, Contributed as Digital content team lead for class 6, 7, 9, 10 English, 11<sup>TH</sup> and 12<sup>th</sup> Communicative English, Hr Sec Vocational subjects, etc



## E - CONTENT WORK



Our state government provides all the High and Higher sec schools with Hi Tech Lab smart class rooms. I contributed as a module developer in explaining the usage of the Hi Tech Lab components.

New text book from our State Government imbued with QR codes, I have created and published more than 200 digital contents for classes 6 to 12. This helps the students to learn with ease and improve the concentration of the students with animated digital contents.

- ✓ Deputed to create e-content videos for our new textbooks class six, seven, nine and Tenth English books.
- ✓ Created 200+ video contents so far. Comprises of stop motion animations, created videos, mixed reality videos, animations, etc.
- ✓ When we analyse the timings of the learner's usage, many of the videos are scanned after 6 p.m. We come to know that if a student takes textbooks after school hours on his own interest then learning will not be a burden to him. Though I received many awards I consider this achievement as the greatest award of them all.



State Government awarded me as the 'Best contributor in Diksha', the digital platform for teachers and learners. Still, I am learning the basics of animation to improve the digital contents. Students are my masters they only teach me how to teach them.



**Best contributor**

Received from Hon.  
Educational minister of  
Tamilnadu

Teacher



**Certificate of  
Appreciation**

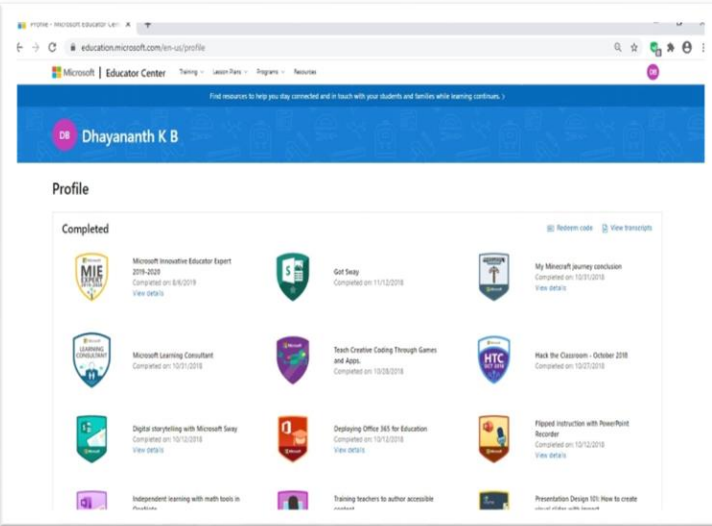
Given by TN SCERT on  
Sep 05, 2019

Certificate





# PROFESSIONAL DEVELOPMENT COURSES



Completed many professional Development courses conducted by SWAYAM, NPTEL, BRITISH COUNCIL & Education.Microsoft.com

1. History of English Language and Literature (completed with NPTEL-Elite certificate)
2. Introduction to Literary theory (conducted by IIT Kanpur)
3. Poetry (Conducted by IIT Madras)
4. Teacher online professional Development Project India (TOPDI) by British Council
5. Completed 56 professional development certified courses from education.microsoft.com (refer attachment - 1)
6. Now learning Animations course from Swayam platform.

## CERTIFICATE


This is to certify that  
**DHAYANANTH K B**

has successfully completed the 6-week **Intermediate 1**, myEnglish course as part of the Teacher Online Professional Development Project, India and has achieved a **Distinction**.


**Beth Caldwell**  
Head, Blended Learning and Quality Standards

Date: 9 Apr 2018

# PROFESSIONAL DEVELOPMENT COURSES



AR VR NPTEL+ workshop conducted by Dr. M. Manivannan, IIT Madras





## ICT Infrastructure

Using Hi-Tech labs or smart class rooms are prohibited during pandemic situation, so I personally bought Bluetooth speakers and laptops for the students to showcase the digital contents related to the portions and thus I create ICT infrastructure inside the normal class room.



# ASSESSMENT IN E-GLOSSARY

The screenshot displays the Diksha platform interface for editing an e-glossary. The main content area shows a slide titled "Emulate" with the word "overawed" and its definition: "impressed so much that they are silent or inhibited". Below the definition is the Tamil word "பயமுறுத்தியது". A green microphone icon is visible in the top right corner of the slide, indicating the record option. The interface includes a toolbar with various editing tools, a sidebar with a list of slides, and a right-hand panel with options like "Customise", "Actions", and "Properties".

Record option in the e-glossary of the **DIKSHA** platform helps the students to record and listen to their own pronunciation.

# FOR ASSESSMENT

Microsoft | Educator Center

## Certificate of course completion



**Dhayananth K B**

Has been awarded the certificate for successfully completing the following course:

**Microsoft Forms: Creating Authentic Assessments**

⌚ Estimated duration: 01:00

✓ Completed: 8/8/2018



Anthony Salcito  
Vice President, Worldwide Education

education.microsoft.com

## MICROSOFT CERTIFICATION

Created Microsoft forms to create surveys, quizzes, and polls, and easily see results as they come in. When I create a quiz or survey, I can invite others to respond to it using any web browser, even on mobile devices. As results are submitted, I can form data, such as quiz results, can be easily exported to Excel for additional analysis or grading.

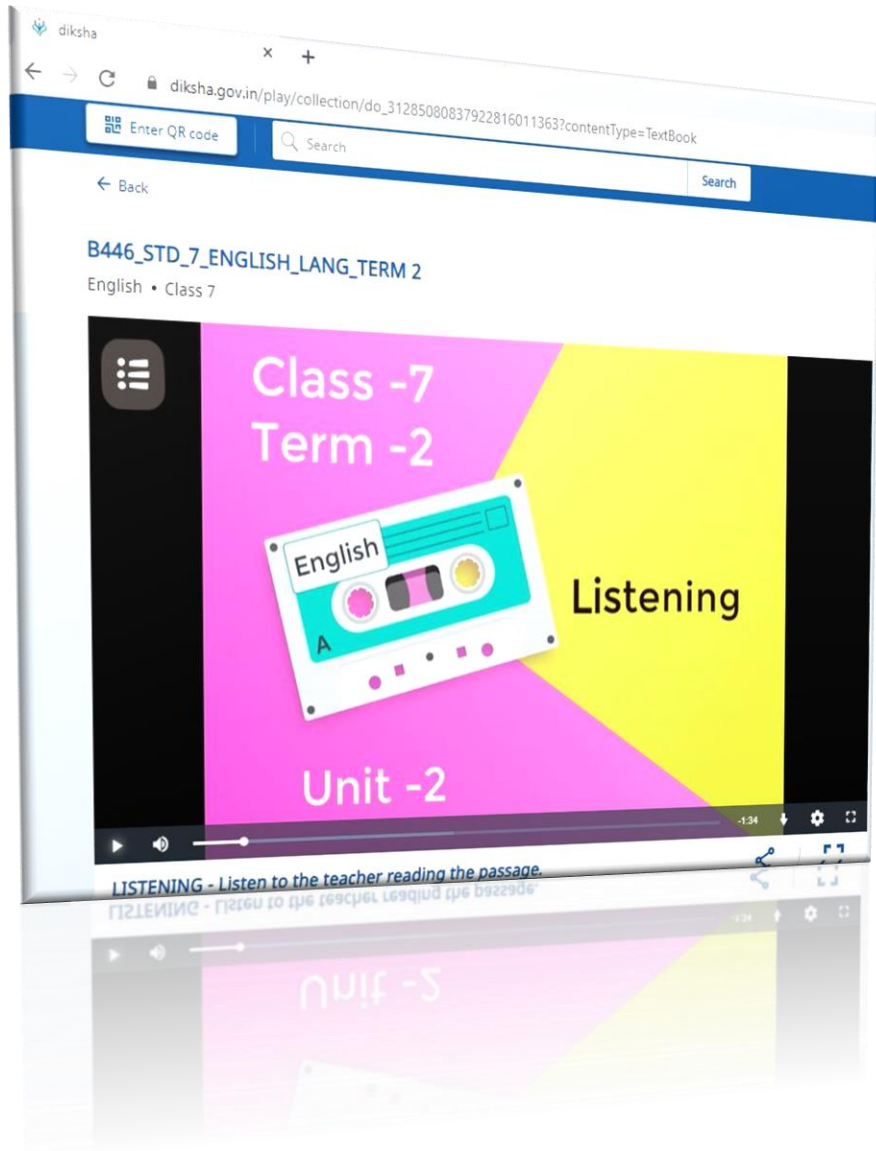
Put a (✓) for the correct and a (✗) for the incorrect statements.

1. Turtles are different from tortoises. ✓
2. Turtles are sea animals. ✓
3. There are seven kinds of sea turtles in the world. ✓
4. Sea turtles are very small. ✗
5. Turtles come ashore to lay eggs. ✓
6. Sea turtles come to rest on land. ✗
7. Olive Ridleys are the only sea turtles seen on Indian shores. ✗

## ASSESSMENT IN DIGITAL LESSONS

When creating Digital lessons I attach assessment questions in the final session of the video to analyze the understanding of the students.





## AUDIO LESSONS


To enhance the learning of CWSN students, Now we are creating audio lessons for the visually impaired students with the help of the [mp3 audio lessons](#) they could easily grasp the core topics in their text books. With the help of a friend visually impaired students could use [E-glossary](#) and could hear the pronunciation of the words from their text books.





# #

I consider every child is special and gifted. No one is a failure, we as teachers need to understand this aspect and keep this in mind while teaching, a mind should be consulted in its growth. Creativity, interest and innovation will come into picture if we as teachers take this thing in account. Teacher is not an instructor but a facilitator. Teacher's essentialism lies in suggesting things rather than imposing, teacher is a guide not an instructor. Fear blocks the intelligent understanding of life. I think if child works without fear he can understand world better and will engage himself/ herself with more interest in things they do.



Be smart

## My view as an ICT oriented teacher



# My Methodology and Innovation



If we listen to them they will surely listen to our ideas. First, I ask the students how a teacher should treat them. This helps me **to think on their shoes**. Usually, they ask to treat them like a friend, don't want to get punished, no Home works, no boring lecturers, especially after lunch. I agree with all the possible demands and then I reveal my opinion on how a student should behave inside my class, he **should be active but not to be a disturbance** to others if he doesn't want homework means he has to **give his full presence** both body and mind inside the class. This helps me to collect their **wholehearted response**.



I generally begin the class with a **small story** and windup the class with a **simple quiz**. The story helps me to motivate them and because of interest they become silent and listens without distraction. The quiz helps me to make them to kindle their search for answers and eagerly waiting for the next class to express their answers.

# Softwares used



I create digital contents using simple 2d and 3d software which helps in improving the active participation of the students. I give importance to foss softwares such as blender (animation), kdenlive (editing software) and openshot (editing software). And I use paid softwares such as powerpoint, Maya, Muvizu, Cartoon Animator, Unity & Unreal Engine for animations and Camtasia and premiere pro for video editings.

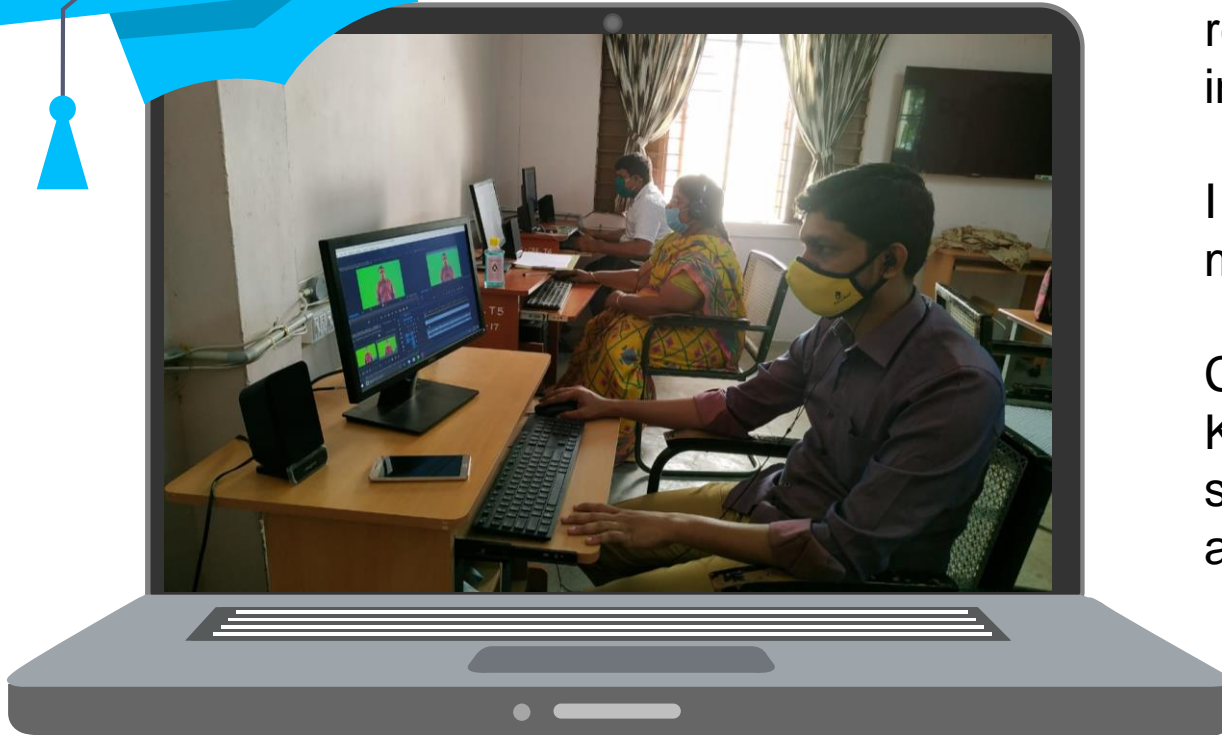



## Training to my colleagues

Many of my colleagues were impressed with these ICT based teaching. During State level training for the teachers, As an ICT state level content creator, I gave my presentation on the importance of ICT by scanning QR Code to see the digital content and their usage. I received Many positive feedbacks from fellow teachers after the usage of ICT tools in their class room.



# During Covid-19



During the **COVID** lockdown period I have conducted and attended many webinars and helped others to create their own digital resources and making them aware of using internet in a proper and safe way.

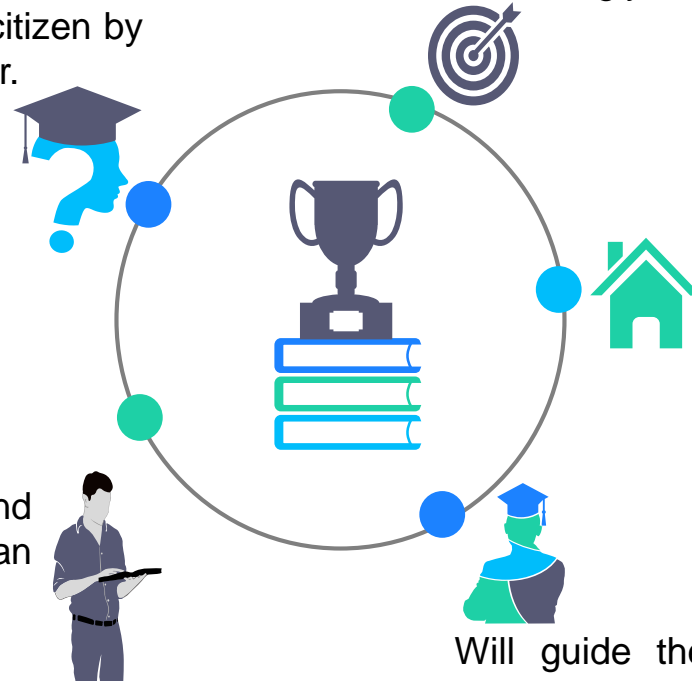
I have created Digital lessons via youtube to make the children engaged.

Contributed as an editor for state owned KALVI TV digital lessons to reach the students of rural areas those who couldn't afford for internet & online facilities.

# Future plan

To help the teachers to enhance the learning experiences of students using ICT. Thus, it helps them to think independently and communicate creatively. It also helps students for building successful careers and lives, in an increasingly technological world.

To make every child to be a responsible global citizen by using technology and internet in a proper manner.



To make the children aware of our ecosystem and to participate actively in attaining the UNESCO's Sustainable Development Goals.

To help fellow teachers to use ICT resources and create their 'own digital' resources and use it in an effective way inside the class room

Will guide the students to use internet and the resources in a safe and proper manner and thus help in raising responsible Digital Citizens.





# Thank You

Dhayananth K B,  
Graduate Teacher (English)  
Govt Hr. Sec School, Kanjampatti,  
Coimbatore, Tamilnadu